


(Shootout!, continued)




THE DALTON GANG MAKES THEIR WAY THROUGH TOWN!

and makes his way through windows and saloon doors, leaping from the rooftop into the wagon then back into the saloon . . . to waiting horses for the getaway! (Take any route as long as *all* targets are lighted.)

The Player Control Unit is then traded for the Rifle. The procedure is repeated. The winner is the Sheriff who gets most men in The Dalton Gang.

SHOOTING GALLERY . . . Hiya! Yiya! Yiya! Step right up and win the little lady a genuine imitation Kewpie doll! Fifty shots for fifty cents! Everybody wins!


GAME AIDS




GAME CARD #10



GAME OVERLAY



MOVING TARGET LIGHT WILL BOUNCE BACK AND FORTH BETWEEN TWO STATIONARY LIGHTS.



ADJUST STATIONARY AND TARGET LIGHTS TO RUN THROUGH THE NEXT ROW OF TARGETS.

SET UP

1. Insert GAME CARD #10 into the Master Control Unit.
2. Place SHOOTING GALLERY Overlay.

PLAY

Player 1 has the Electronic Rifle. Player 2 runs the Shooting Gallery.

Player 2 activates the Moving Target Light. (See General Set-up instructions). The Moving Target Light is positioned so that it first runs through the airplanes. (Illustr. A). After ten runs back and forth through the airplanes, the VERTICAL Controls on both Player Control Units are turned to make the Moving Target Light run through the next row of targets. (Illustr. B).

When the Moving Target Light makes ten runs through the rabbit target area, move the VERTICAL Controls to make it pass through the duck row, etc. Each player makes as many hits as he can as the Moving Target Light traverses each target area ten times. The winner is the Player with the most hits.

GAME VARIATION

Player procedure is same as above but shooting gallery objects have the following point value:

Planes	1 PT.	Ducks	7 PTS.
Rabbits	5 PTS.	Ships	10 PTS.

ODYSSEY ACCESSORY WARRANTY

Magnavox warrants accessories for its Odyssey Electronic Game Simulator to the original purchaser to be free from defects in materials and workmanship for three months from the date of purchase and under the following conditions:

Inoperative in-warranty Odyssey accessories must be delivered to the selling dealer for his inspection. Any accessory found to be defective will be replaced with a new one. Replacements furnished during the warranty period are guaranteed for the balance of the applicable warranty.

This warranty applies when the accessory is subjected only to normal use and purchased from a Franchised Magnavox Dealer in the United States or Canada. Furthermore, this warranty does not cover repairs necessary on the Odyssey Electronic Game Simulator to which the accessory is connected. **For out of warranty service:** contact your Magnavox dealer.