


D

(Illus. D). When the ball goes off the top or the bottom of the screen, it is "off the table" and the point is lost.


"GAME" is won by the first player to accumulate 21 points. The margin of victory must be at least 2 points; such as 21 to 19, or play is continued until the 2 point margin is attained.

TENNIS ...all the excitement of Wimbledon! You're playing regulation tennis rules as you serve, volley and score!

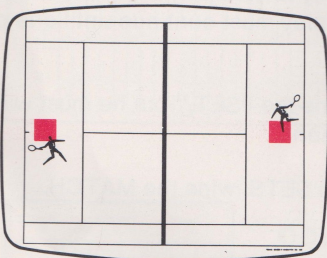
GAME AIDS



GAME CARD #3

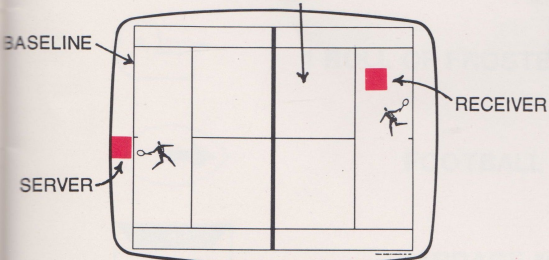


GAME OVERLAY



A

SERVICE BOX



B

SET UP

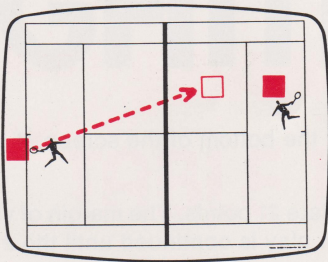
1. Insert GAME CARD #3 into the Master Control Unit.
2. Place the TENNIS Overlay on the screen.
3. The player displayed on the right side of the screen *must* be controlled by the right hand Player Control Unit. Conversely, the left player is controlled by the left hand Player Control Unit. Each player *must* stay on his side of the net.
4. Both players set their ENGLISH Control to the upright center position.
5. (Illus. A). Bring the players into position and press the Reset Button to start the volley for serve. Begin volleying at a slow speed and gradually increase the speed of the ball as you become accustomed to the play.

PLAY

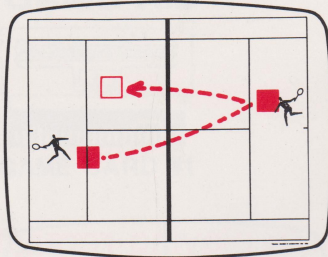
To begin play, the players should volley the ball to determine who will serve first. For the volley to be legal, the ball must cross the net three times. The SERVER will be the last player to successfully hit the ball across the net.

(Illus. B). The SERVER'S position is beyond the end line of the RIGHT side of his base line. The RECEIVER must position himself outside of his service box.

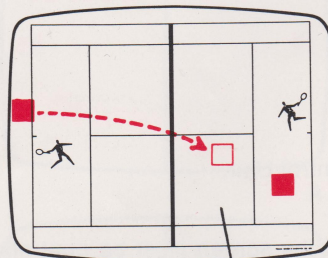
TENNIS (Continued)



C



D



SERVICE
BOX

E

(**Illus. C**). For a Serve to be good, the ball *must* land in the service box. The SERVER has two tries. If he fails in both, he loses the point.

(**Illus. D**). If the serve is good, the ball is in play until it is missed by one of the players. The players may move anywhere on their side of the net *after* the ball has been served.

(**Illus. E**). The next serve is from the LEFT side of the court. After a point is made, the ball must be brought to the SERVER'S side (use Reset Button). The service position always begins from the right side of the player's baseline and alternates from the right to the left side of the court after each point. At the end of the first game, the other player becomes the SERVER for the second game. The players continue to alternate serving until one player wins the "Set."

SCORING

GAME . . . the SERVER is always the scorekeeper and should announce the score after each point. Scoring in tennis is as follows:

LOVE = 0 SCORE

15 = 1 POINT

30 = 2 POINTS

40 = 3 POINTS

GAME = 4 POINTS

EXAMPLE: Player 1 serves and scores a point. He announces the score "15-LOVE." He always announces his score first. On the next serve his opponent scores a point. The announcement is "15-ALL". Scoring continues until one player is awarded GAME. GAME is awarded only when a player wins by two points, such as "GAME-30." If the score is "40-All," play must continue until one player scores two straight points.

SET . . . The first player to win six games wins the "SET," but he must win by a margin of at least two games over his opponent.

MATCH . . . The first player to win 2 out of 3 SETS, wins the MATCH.